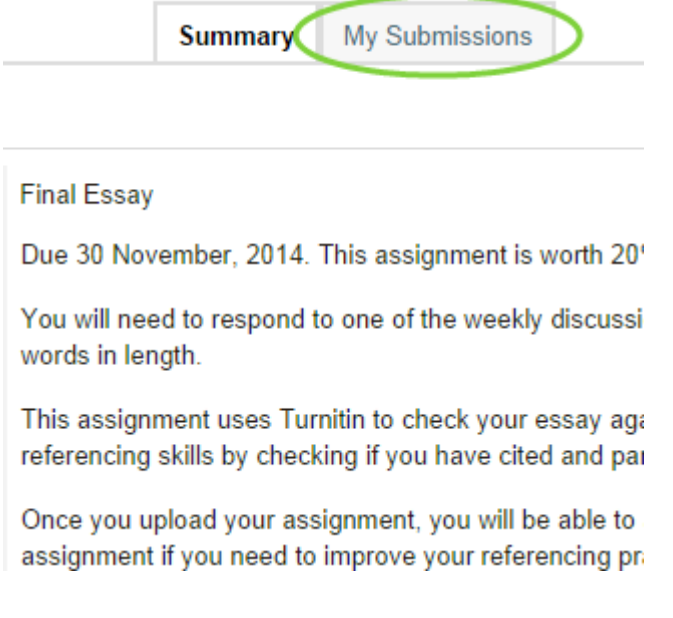
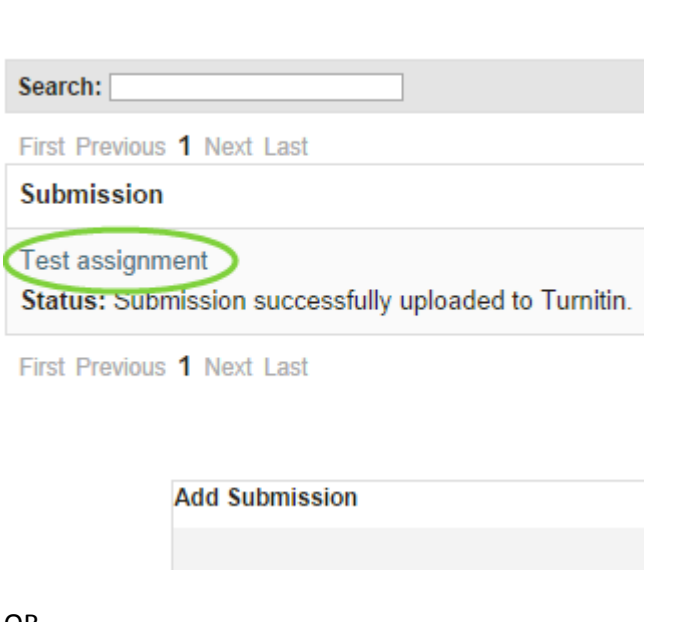



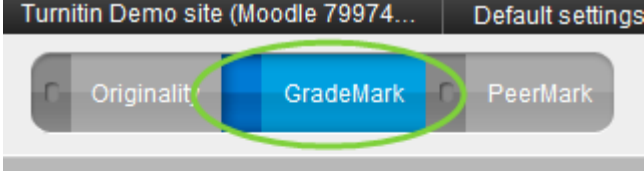

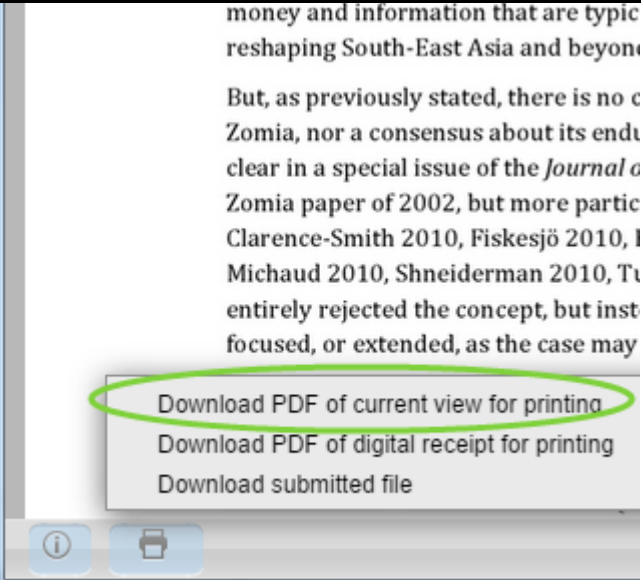
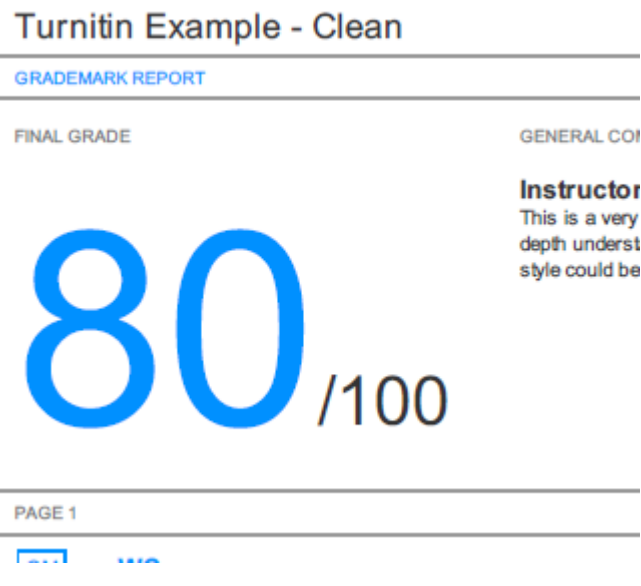




## Guide to Download Comments from Turnitin Assignment

<p><b>To download GradeMark comments from Turnitin assignments</b></p>	
<p>1. Go to your Turnitin assignment &gt; Click <b>My Submissions</b> tab</p>	 <p>The screenshot shows a Turnitin assignment page. At the top, there are two tabs: 'Summary' and 'My Submissions'. The 'My Submissions' tab is highlighted with a green oval. Below the tabs, the assignment title 'Final Essay' is visible, followed by due date information and a description of the assignment.</p>
<p>2. Open the Turnitin report by clicking the <b>paper title</b> or on the <b>Similarity</b> percentage &gt; Turnitin popup window comes up</p>	 <p>The screenshot shows a Turnitin submission list. At the top, there is a search bar. Below it, there are navigation links: 'First Previous 1 Next Last'. The main heading is 'Submission'. A single submission is listed: 'Test assignment', which is highlighted with a green oval. Below the submission name, the status is shown: 'Status: Submission successfully uploaded to Turnitin.' At the bottom, there is an 'Add Submission' button and another set of navigation links: 'First Previous 1 Next Last'.</p> <p>OR</p>

	<table border="1"> <thead> <tr> <th>Submitted</th> <th>Similarity</th> <th>Grade</th> </tr> </thead> <tbody> <tr> <td>10/09/14, 15:59</td> <td>36% </td> <td>-/10</td> </tr> </tbody> </table> <p>receive <b>one</b> Turnitin Originality Report in any 24 hour period. If you submit a document or your lecturer receiving it, however you will not receive a second Originality Report.</p>	Submitted	Similarity	Grade	10/09/14, 15:59	36% 	-/10
Submitted	Similarity	Grade					
10/09/14, 15:59	36% 	-/10					
<p>3. Click on the <b>GradeMark</b> button on the top left</p>	 <p style="text-align: center;">SAMPLE DOCUMENT ONLY</p> <p style="text-align: center;">'Zomia':</p> <p>Zomia is a term coined by I geographical region in Sout over 1000 meters in elevat</p>						
<p>4. After the report is on the GradeMark view, click the <b>printer</b> icon on the bottom left.</p>	<p>money and information that are typica reshaping South-East Asia and beyond</p> <p>But, as previously stated, there is no c Zomia, nor a consensus about its endu clear in a special issue of the <i>Journal o</i> Zomia paper of 2002, but more partici Clarence-Smith 2010, Fiskesjö 2010, F Michaud 2010, Shneiderman 2010, Tu entirely rejected the concept, but inste focused, or extended, as the case may</p> <p>Despite this divergence of opinion, vai into scholarly obscurity if it had not b made it the centerpiece of his most rei and resistance—in South East Asia (20</p> 						

<p>5. Choose the first option: <b>Download PDF of current view for printing.</b></p>	 <p>money and information that are typic reshaping South-East Asia and beyon</p> <p>But, as previously stated, there is no c Zomia, nor a consensus about its end clear in a special issue of the <i>Journal o</i> Zomia paper of 2002, but more partic Clarence-Smith 2010, Fiskesjö 2010, l Michaud 2010, Shneiderman 2010, T entirely rejected the concept, but inst focused, or extended, as the case may</p>
<p>6. Save the PDF file. The PDF file first displays the student paper, followed by the bubble comments and/or general comments after the last page of the student paper.</p>	 <p>Turnitin Example - Clean</p> <p>GRADEMARK REPORT</p> <p>FINAL GRADE</p> <p>GENERAL COI</p> <p><b>80</b> /100</p> <p><b>Instructor</b> This is a very depth underst style could be</p> <p>PAGE 1</p>